








## Home Link Assignment # 2 - RULES

1		<p>Are cars drivers responsible for their passengers buckling up?</p> <ul style="list-style-type: none"><li>A. Only if passengers are under 16 years of age</li><li>B. Only if passengers are over 16 years of age</li><li>C. Only if the passengers are in the front seat</li><li>D. Only if passengers are over eighteen years of age</li></ul>	
2		<p>When lights are required, drivers must use low beam headlights</p> <ul style="list-style-type: none"><li>A. This is safety practice, not a law</li><li>B. Within 1 KM of the approach of another vehicle</li><li>C. Within 300 m of the approach of another vehicle</li><li>D. Within 150 m of an oncoming vehicle</li></ul>	
3		<p>Upon approaching a yield-sign, what does the law require you to do?</p> <ul style="list-style-type: none"><li>A. Slow down, stop if necessary, yield right-of-way</li><li>B. Stop, and then enter traffic quickly</li><li>C. Speed up and force your way into traffic</li><li>D. Stop, and then enter traffic slowly</li></ul>	



## Home Link Assignment # 2 - RULES

4		<p>When two vehicles reach an uncontrolled intersection at approximately same time the right-of-way should be given to</p> <ul style="list-style-type: none"><li>A. The one moving faster</li><li>B. Vehicle approaching from the right</li><li>C. Neither one</li><li>D. The one approaching from the left</li></ul>
5		<p>When entering a freeway you should</p> <ul style="list-style-type: none"><li>A. Slow down, and then enter freeway at a harp angle.</li><li>B. Drive slowly and be prepared to stop for freeway traffic.</li><li>C. Accelerate quickly to freeway speed and merge with freeway traffic.</li><li>D. Stop on acceleration lane, wait for an opening. Then enter the freeway rapidly.</li></ul>



## Home Link Assignment # 2 - RULES

6	 A top-down view of a car making a right-hand turn on a road. The road has a dashed white center line and solid yellow edge lines. The car is positioned in the right lane, turning towards the right edge of the road. A watermark 'APNATORONTO.COM' is visible diagonally across the image.	<p>When making a right-hand turn, you should be driving in?</p> <ul style="list-style-type: none"><li>A. Does not matter provided you signal</li><li>B. Close to the centre line of the roadway</li><li>C. Close to the left side of the roadway</li><li>D. The lane approaching from the right</li></ul>
7	 A top-down view of a car at an intersection. A flashing amber (yellow) light is visible above the car. The road has a dashed white center line and solid yellow edge lines. A watermark 'APNATORONTO.COM' is visible diagonally across the image.	<p>At an intersection where there is a flashing amber (yellow) light, you must.</p> <ul style="list-style-type: none"><li>A. Slow down and proceed with caution</li><li>B. Continue at same speed</li><li>C. Stop if making left turn</li><li>D. Stop if making right turn</li></ul>



## Home Link Assignment # 2 - RULES

8		<p>Unless otherwise posted, the maximum speed limit allowed in cities, town, villages and built-up areas is</p> <ul style="list-style-type: none"><li>A. 60 km/h</li><li>B. 40 km/h</li><li>C. 30 km/h</li><li>D. 50 km/h</li></ul>
9		<p>What is the driver of a motor vehicle not permitted to carry in a house or boat trailer?</p> <ul style="list-style-type: none"><li>A. Persons</li><li>B. Firearms</li><li>C. Pets</li><li>D. Flammable material</li></ul>



## Home Link Assignment # 2 - RULES

10		<p>In what position on the roadway must you be before making a left turn from a one-way traffic?</p> <ul style="list-style-type: none"><li>A. Close to the center line of the roadway</li><li>B. Does not matter provided you signal</li><li>C. Close to the right hand side of the roadway</li><li>D. Close to the left-hand side of the roadway</li></ul>
11		<p>Which of the following has the right-of-way over all others at an intersection when the signal lights is green</p> <ul style="list-style-type: none"><li>A. Pedestrians crossing against the light</li><li>B. Vehicles turning left</li><li>C. Pedestrians crossing with the light</li><li>D. Vehicles turning right</li></ul>



## Home Link Assignment # 2 - RULES

12	 A top-down view of a road intersection. A red car is positioned at the bottom center, facing the intersection. A white line indicates the stop line, and a red octagonal stop sign is on the right side of the road. The road is grey, and the surrounding areas are green grass. A watermark 'APNATORONTO.COM' is visible diagonally across the image.	<p>Upon approaching a stop sign, a driver must</p> <ul style="list-style-type: none"><li>A. Slow down, sound horn and proceed</li><li>B. Stop, and when it is safe to do so, proceed</li><li>C. Slow down and if way is clear, proceed</li><li>D. Stop, sound horn, and then proceed</li></ul>
13	 A top-down view of a road intersection. A red car is positioned at the bottom center, facing the intersection. A traffic light is suspended over the road, showing a red light. The road is grey, and the surrounding areas are green grass. A watermark 'APNATORONTO.COM' is visible diagonally across the image.	<p>When a right turn against a red signal light is permitted, what does the law require you to do before entering the intersection and making the turn?</p> <ul style="list-style-type: none"><li>A. Slow down proceed with caution</li><li>B. Stop, signal, and make the turn so as not to interfere with other traffic, including pedestrians</li><li>C. Slow down, signal and turn</li><li>D. Stop, then edge into traffic</li></ul>

Home Link Assignment # 2 - RULES



<p>14</p>		<p>In Ontario, there is a seat belt law</p> <ul style="list-style-type: none"><li>A. No</li><li>B. Yes</li><li>C. Only when driving on an open highway</li><li>D. Only when driving within a municipality</li></ul>
<p>15</p>		<p>When does the law require lights on vehicles to be turned on?</p> <ul style="list-style-type: none"><li>A. No specified time</li><li>B. Between sunset and sunrise</li><li>C. Between half an hour before sunset to half an hour after sunrise and at any other time you can not see clearly for a distance of 150m</li><li>D. Between dusk and dawn and any other time you cannot see clearly for a distance of 150m</li></ul>

## Home Link Assignment # 2 - RULES



16		<p>A flashing red light at an intersection means</p> <ul style="list-style-type: none"><li>A. Signal light is out of order, proceed with caution</li><li>B. Slow down and if necessary yield right-of-way to cars approaching from the left or right</li><li>C. Stop, proceed only when it is safe to do so</li><li>D. Slow down and drive with increased caution</li></ul>
17		<p>When on streets designed for two-way traffic, you hear the siren of an emergency vehicle, what does the law require you to do.</p> <ul style="list-style-type: none"><li>A. Pull to the right as far as possible and stop</li><li>B. Continue at same speed</li><li>C. Signal the driver to pass</li><li>D. Speed up and get out of the way</li></ul>





## Home Link Assignment # 2 - RULES

18		<p>On a roadway where traffic is moving in both directions, in what position must you be before making a left turn.</p> <ul style="list-style-type: none"><li>A. Does not matter provided you signal</li><li>B. Close to the right-hand side of the roadway</li><li>C. Immediately to the right of the center line of the roadway</li><li>D. Close to the left side of the roadway</li></ul>	
19		<p>You will receive immediate suspension of your driver license for 90 days</p> <ul style="list-style-type: none"><li>A. If your blood alcohol is greater than 80mg in 100ml of blood</li><li>B. If your blood alcohol is greater than 100mg in 100ml of blood</li><li>C. If your blood alcohol is greater than 10mg in 100ml of blood</li><li>D. If your blood alcohol is greater than 8mg in 100ml of blood</li></ul>	



Home Link Assignment # 2 - RULES

20	 <p>The image shows a top-down view of a road intersection. A red car is stopped at a traffic light. The traffic light is red. The car is positioned in the lane facing the light. The road is grey, and there are green grassy areas on the sides. A watermark 'APNATORONTO.COM' is visible across the image.</p>	<p>When the traffic signal light facing you is red and you intend to go straight through the intersection, what must you do?</p> <ul style="list-style-type: none"><li>A. Stop, give pedestrians the right-of-way, and then proceed with caution</li><li>B. Stop, proceed only when the signal turns green and the intersection is clear</li><li>C. Slow down, proceed when the way is clear</li><li>D. Stop, proceed when the way is clear</li></ul>
21	 <p>The image shows a pink car following a dark car on a road. The dark car has its headlights on, illuminating the road ahead. The background is a dark grey sky and green grass. A watermark 'APNATORONTO.COM' is visible across the image. The URL 'www.apnatoronto.com' is written in the top left corner of the image.</p>	<p>When lights are required, drivers must use lower beam headlights when following another vehicle</p> <ul style="list-style-type: none"><li>A. Within 60 m</li><li>B. Within 30 m</li><li>C. This only applies when approaching another vehicle</li><li>D. Within 120</li></ul>

## Home Link Assignment # 2 - RULES

22	 <p>The image shows a red and white streetcar stopped on a road. A blue car is behind it, and a pedestrian is walking past. The streetcar is stopped at a red light. The car is behind it, and the pedestrian is walking past. The streetcar is stopped at a red light. The car is behind it, and the pedestrian is walking past.</p>	<p>When a streetcar is stopped to take on or discharge passengers, where there is no safety zone, what does the law require you to do before passing the streetcar?</p> <ul style="list-style-type: none"><li>A. Stop behind the rear of the streetcar and then proceed</li><li>B. Stop 2m behind the rearmost door where passengers are getting on or off, and proceed only when it is safe to do so</li><li>C. Sound horn and pass with caution</li><li>D. Pass on the left side when the way is clear</li></ul>
23	 <p>The image shows a red car stopped at a traffic light. The light is yellow. The car is stopped at the intersection. The light is yellow. The car is stopped at the intersection. The light is yellow. The car is stopped at the intersection.</p>	<p>If the signal changes from green to amber as you approach an intersection, what should you do?</p> <ul style="list-style-type: none"><li>A. Speed up to clear the intersection as quickly as possible</li><li>B. Stop, if stop can not be made safely proceed with caution.</li><li>C. Continue through intersection without slowing or stopping</li><li>D. Sound horn to warn pedestrians and other drivers that you do not intend to stop</li></ul>

## Home Link Assignment # 2 - RULES

24		<p>When it is safe to do so, passing other vehicles on the right side</p> <ul style="list-style-type: none"><li>A. Is permitted only when the street or highway has two or more lanes for traffic in the direction you are traveling</li><li>B. Is permitted providing it is possible to do so by driving on the shoulder of the road</li><li>C. Is not permitted under any circumstance</li><li>D. Is permitted on any street or highway</li></ul>	
25		<p>A person whose driver's license is under suspension, may</p> <ul style="list-style-type: none"><li>A. Operate a major vehicle in a case of extreme emergency</li><li>B. Operate a motor vehicle to and from work</li><li>C. Operate a motor vehicle when accompanied by a licensed driver</li><li>D. Not operate a motor vehicle under any condition</li></ul>	